



Choir

Lesson Plan

Elementary Level





Choir

Program Guide: Elementary Level

Vocal Warm-ups:

Begin each session with a series of vocal warm-ups. Repeat each pattern, changing the starting tone by a half-step with each repetition. Warm-ups can move both up and down the scale. Experiment with adjusting the starting pitch and direction across sessions. (See worksheet)

Rounds:

Rounds are an excellent tool for introductory singing. Since each student learns the exact same vocal line, teaching the music moves quickly and efficiently. For each round, the next part enters at the marked letters in the score.

- Alfred the Alligator (*American Folk Song*)
- C-O-F-F-E-E (*German Folk Song*)
- Have You Seen the Ghost of John? (*Appalachian Folk Song*)
- Heigh Ho (*Folk Song*)
- House is Burning! (*English Folk Song*)
- Music Alone Shall Live (*German Folk Song*)
- Viva la Musica! (*Michael Praetorius*)
- Who'll Buy My Roses? (*English Folk Song*)

Two Part Singing:

These songs, written for two part singing, expand students' knowledge of harmony. There is music sung both *a cappella* and with piano accompaniment. While slightly more challenging and time consuming to learn, these melodies will prove rewarding to sing and perform.


- Tum Balalaika (*Russian Folk Song*)
- Vive la Compagnie! (*French Folk Song*)



Vocal Warmups


ed. Justin Callis

-I- *etc.*



Ee Ah _____ Ee Ah _____

-II- *etc.*




Zig-a-zig-a zay zig-a-zig-a zay zee oh zee oh zee Zig-a-zig-a zay zig-a-zig-a zay zee oh zee oh zee

-III- *etc.*




Ee oh ee oh ee oh ee oh ee Ee oh ee oh ee oh ee oh ee

-IV- *etc.*



I love to sing! I love to sing!

-V- *etc.*



Mom-my made me mash my M & Ms; I cried. Mom-my made me mash my M & Ms; I cried.

-VI-



Man-y numb-ling mice are mak-ing mer-ry mus-ic in the moon-light; might-y nice.

etc.



Man-y numb-ling mice are mak-ing mer-ry mus-ic in the moon-light; might-y nice.

-VII-



A B C D E F G H I J K L M N O P Q R S T U V Dou-ble U X Y Z

This musical staff features a treble clef and a sequence of notes corresponding to the alphabet. The notes are: A (quarter), B (quarter), C (quarter), D (quarter), E (quarter), F (quarter), G (quarter), H (quarter), I (quarter), J (quarter), K (quarter), L (quarter), M (quarter), N (quarter), O (quarter), P (quarter), Q (quarter), R (quarter), S (quarter), T (quarter), U (quarter), V (quarter), Dou-ble U (quarter), X (quarter), Y (quarter), and Z (quarter). The melody is a simple ascending and then descending scale.



A B C D E F G H I J K L M N O P Q R S T U V Dou-ble U X Y Z *etc.*

This musical staff features a treble clef and a key signature of two flats (B-flat and E-flat). It contains the same sequence of notes for the alphabet as the first staff: A (quarter), B (quarter), C (quarter), D (quarter), E (quarter), F (quarter), G (quarter), H (quarter), I (quarter), J (quarter), K (quarter), L (quarter), M (quarter), N (quarter), O (quarter), P (quarter), Q (quarter), R (quarter), S (quarter), T (quarter), U (quarter), V (quarter), Dou-ble U (quarter), X (quarter), Y (quarter), and Z (quarter). The melody is a simple ascending and then descending scale. The word "etc." is written at the end of the staff.

Alfred the Alligator

American Folk Song
ed. Justin Callis

Singers can enter the round every measure



Have you e - ver been to the wa - ter spout, To the ver - y bot - tom of the wa - ter sys - tem,



There you'll find a lit - tle al - li - ga - tor who Goes by the name of Al - fred, if you do he's



mine. I lost hime. I threw him down the wa - ter spout and



now I'm feel - ing lone - ly 'cause he's gone. I miss him.

C-O-F-F-E-E

German Folk Song

ed. Justin Callis

A

Singers can enter the round every 4 measures



C - O - F - F - E - E, Cof - fee is not for me.
C - A - F - F - E - E, trink nicht so viel Caf - fee!

B



It's a drink some peo-ple wake up with, that it makes them ner - vous is no myth.
Nicht für Kind - er ist der schwar - ze Trank, schwächt die Ner - ven, macht dich blass und krank.

C



Thanks to the cof - fee cup, they can't give cof - fee up!
Sei doch kein dum - mer Mann, der ihn nicht las - sen kann!


Have You Seen the Ghost of John?

Appalachian Folk Song

ed. Justin Callis

A


Singers can enter the round every 2 measures



Have you seen the ghost of John?

Musical notation for section A: Treble clef, key signature of one sharp (F#), 4/4 time signature. The melody consists of a series of quarter notes: G4, A4, B4, C5, B4, A4, G4, followed by a half note G4.

B



Long white bones with the skin all gone.

Musical notation for section B: Treble clef, key signature of one sharp (F#), 4/4 time signature. The melody consists of quarter notes: G4, A4, B4, C5, B4, A4, G4, followed by a half note G4. The final note is underlined.

C



Oo.

Musical notation for section C: Treble clef, key signature of one sharp (F#), 4/4 time signature. The melody consists of a half note G4, followed by quarter notes: A4, B4, C5, B4, A4, G4. A slur covers the entire phrase.

D



Would - n't it be chill - y with no skin on?


Musical notation for section D: Treble clef, key signature of one sharp (F#), 4/4 time signature. The melody consists of quarter notes: G4, A4, B4, C5, B4, A4, G4, followed by a half note G4. The first two notes are underlined.

Heigh Ho

Folk Song
arr. Justin Callis

A

Singers can enter the round every 2 measures




Heigh, Ho no - bo - dy home.

B




Meat, nor drink, nor mon - ey have I none.

C



Still I will be ver - y mer - ry —

D



Heigh, Ho no - bo - dy home,

E




No - bo - dy home.

House is Burning!

English Folk Song

ed. Justin Callis

A



House is burn - ing, house is burn - ing,

Musical notation for section A: Treble clef, key signature of one sharp (F#), 2/4 time signature. The melody consists of two phrases: "House is burn - ing," and "house is burn - ing,". Each phrase is written on a single staff with a treble clef, a key signature of one sharp (F#), and a 2/4 time signature. The melody is: G4 (quarter), A4 (quarter), B4 (quarter), A4-G4 (beamed eighth notes), F#4 (quarter), E4 (quarter), D4 (half). The lyrics "House is burn - ing," are written below the first phrase, and "house is burn - ing," are written below the second phrase.

B



Look out, look out,

Musical notation for section B: Treble clef, key signature of one sharp (F#). The melody consists of two phrases: "Look out," and "look out,". Each phrase is written on a single staff with a treble clef, a key signature of one sharp (F#). The melody is: G4 (quarter), A4 (quarter), B4 (quarter), A4-G4 (beamed eighth notes), F#4 (quarter), E4 (quarter), D4 (half). The lyrics "Look out," are written below the first phrase, and "look out," are written below the second phrase.

C



Fire, fire, fire, fire!

Musical notation for section C: Treble clef, key signature of one sharp (F#). The melody consists of four phrases: "Fire," "fire," "fire," and "fire!". Each phrase is written on a single staff with a treble clef, a key signature of one sharp (F#). The melody is: G4 (quarter), A4 (quarter), B4 (quarter), A4-G4 (beamed eighth notes), F#4 (quarter), E4 (quarter), D4 (half). The lyrics "Fire," "fire," "fire," and "fire!" are written below the four phrases.

D



Pour on wa - ter, pour on wa - ter!

Musical notation for section D: Treble clef, key signature of one sharp (F#). The melody consists of two phrases: "Pour on wa - ter," and "pour on wa - ter!". Each phrase is written on a single staff with a treble clef, a key signature of one sharp (F#). The melody is: G4 (quarter), A4 (quarter), B4 (quarter), A4-G4 (beamed eighth notes), F#4 (quarter), E4 (quarter), D4 (half). The lyrics "Pour on wa - ter," and "pour on wa - ter!" are written below the two phrases.

Music Alone Shall Live

German Folk Song

ed. Justin Callis

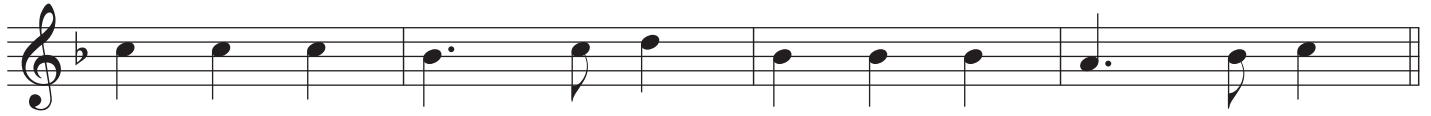
A

Singers can enter the round every 4 measures



All things shall va - nish from un - der the sky.
Him - mel und Er - - de mus - sen ver - gehn;

B



Mu - sic a - lone shall live, mu - sic a - lone shall live,
A - ber die mu - si - ci, a - ber die mu - si - ci,

C



mu - sic a - lone shall live, ne - ver to die.
a - ber die mu - si - ci, blie - ben bes - tehn.

Viva la Musica!

Michael Praetorius

ed. Justin Callis


A

Students can enter the round every 2 measures



Musical notation for section A, featuring a treble clef, a key signature of one sharp (F#), and a 2/2 time signature. The melody consists of a dotted quarter note on G4, followed by an eighth note on A4, a quarter note on B4, a quarter note on C5, a quarter note on B4, a quarter note on A4, and a half note on G4. The lyrics are: Vi - va, vi - va la mu - si - ca!

B



Musical notation for section B, featuring a treble clef, a key signature of one sharp (F#), and a 2/2 time signature. The melody consists of a dotted quarter note on G4, followed by an eighth note on A4, a quarter note on B4, a quarter note on C5, a quarter note on B4, a quarter note on A4, and a half note on G4. The lyrics are: Vi - va, vi - va la mu - si - ca!

C



Musical notation for section C, featuring a treble clef, a key signature of one sharp (F#), and a 2/2 time signature. The melody consists of a dotted quarter note on G4, a quarter note on A4, a quarter note on B4, a quarter note on C5, a quarter note on B4, and a half note on G4. The lyrics are: Vi - va la mu - si - ca!

Who'll Buy My Roses

English Folk Song

ed. Justin Callis

Singers can enter the round every measure



Who'll buy my ro - ses, fresh li - lies and po - sies, With

3



cow - slips and prim - ro - ses, la - dies all buy.

Tum Balalayke

Allegro moderato

Russian Folk Song

Piano introduction in 3/4 time, key of B-flat major. The music features a melody in the right hand and a bass line in the left hand. Dynamics include *mp* and *cresc.*

A

mf

I

Tum ba - la, tum ba - la, tum ba - la - lay - ke,

mp

I

9

tum ba - la, tum ba - la, tum ba - la - lay - ke,

I

13

cresc.

tum ba - la - lay - ke, shpil ba - la - lay - ke,

cresc.

Vive la Compagnie!

French Folk Song

ed. Justin Callis

G

D7

G

I
Let ev - 'ry good fel - low now join in our song, Vi - ve la com pa - gnie! —

II
Vi - ve la com - pa - gnie! — Suc -

G

D7

G

6
I
Vi - ve la com - pa - gnie! —

II
cess to each o - ther and pass it a - long, Vi - ve la - com - pa - gnie! —

G

C

D

G

10
I
Vi - ve la, vi - ve la, vi - ve l'a-mour. Vi - ve la, vi - ve la, vi - ve l'a-mour.

II

Em

Am

D7

G

14
I
Vi - ve l'a - mour, vi - ve l'a - mour, vi - ve la com - pa - gnie! —

II